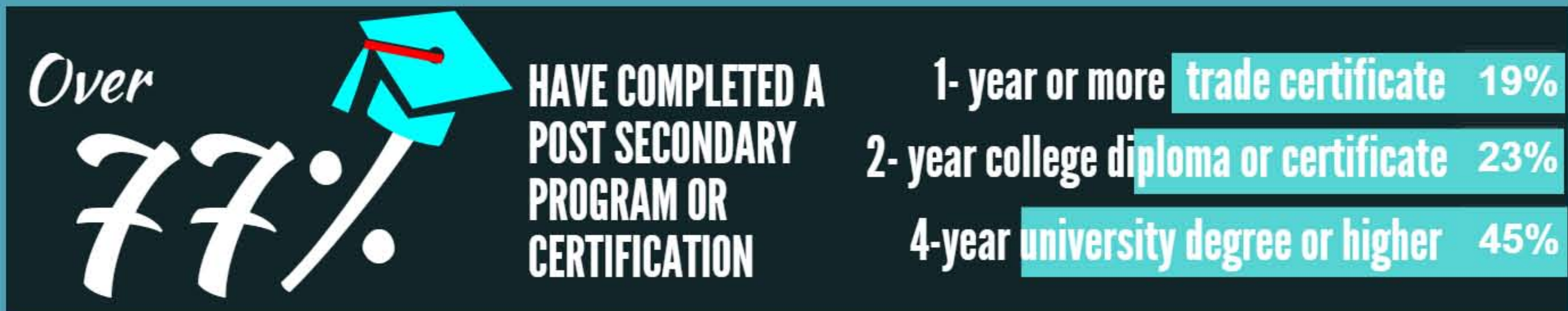
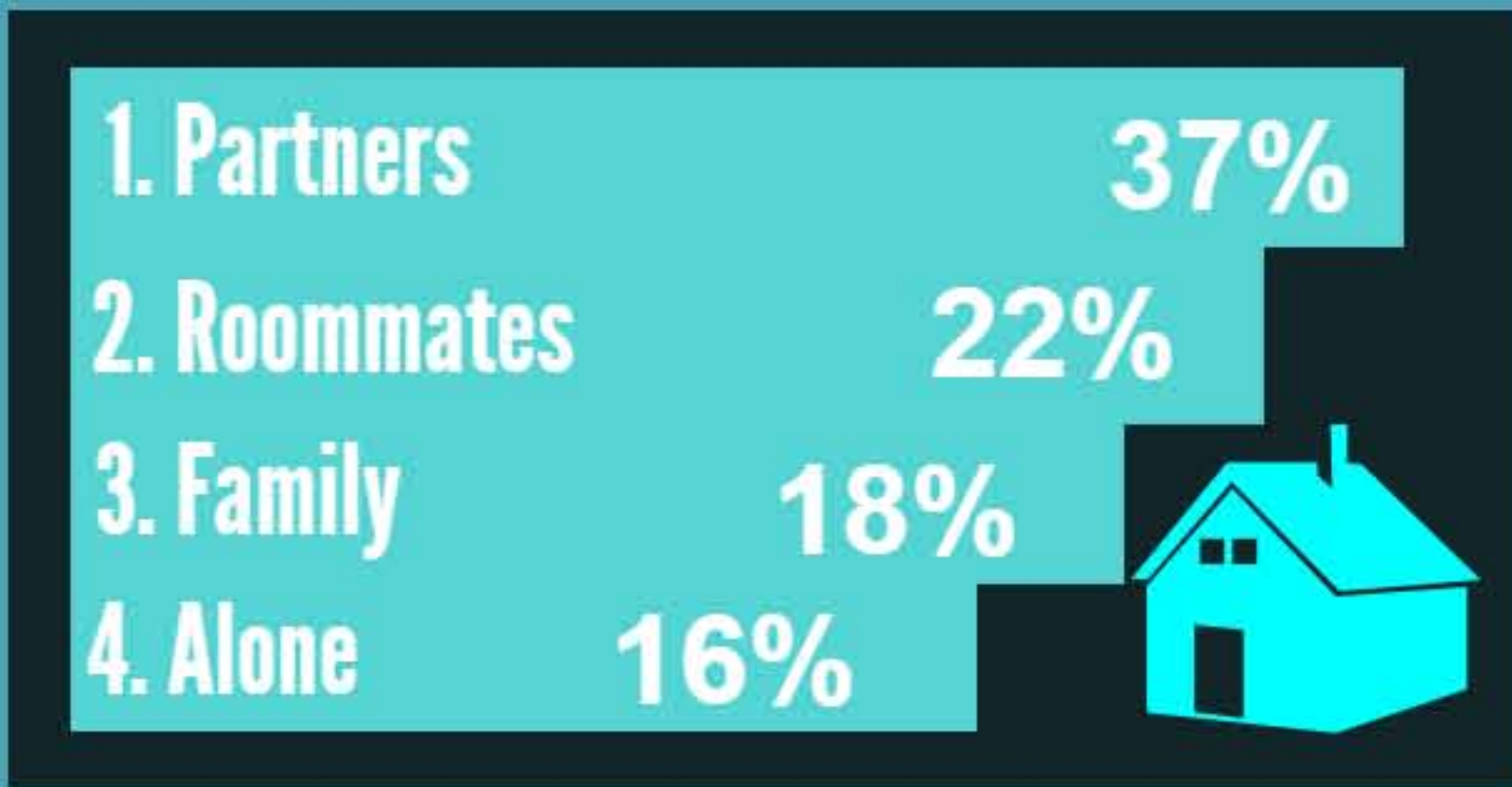


EDUCATION



LIVING  
SITUATION



**77% NEVER** HAVE TROUBLE  
PAYING FOR BASIC NECESSITIES  
LIKE FOOD, CLOTHING, OR RENT



**91%** FEEL SAFE IN THEIR  
NEIGHBOURHOODS

DEBT

AVERAGE CREDIT CARD DEBT IS  
**\$2,857**

AVERAGE STUDENT LOAN DEBT IS  
**\$18,879**

AVERAGE LINE OF CREDIT IS  
**\$22,071**



**58%** OF YOUNG ADULTS HAVE TROUBLE PAYING FOR  
THINGS THEY LIKE TO DO IN THEIR LEISURE TIME



TRAVEL

**5%** OF YOUNG ADULTS  
HAVE WORKED IN  
ANOTHER COUNTRY











INCOME &  
EMPLOYMENT

AVERAGE SALARY IN  
2013 WAS **\$46,392**

AVERAGE PAY IN 2013  
Part-Time      Full-Time  
**\$20.77 / Hour**    **\$25.47 / Hour**

**64%** WORK MORE THAN 35  
HOURS A WEEK

YOUNG ADULT AVERAGE INCOME PER YEAR BY JOB TYPE

%	TYPE OF WORK	INCOME 	EXAMPLE JOBS 
22%	Service and Labour	\$21,861 per year 	Landscaping, Retail, Restaurant Work
26%	Trades	\$41,009 per year 	Construction Worker, Carpenter, Electrician, Oil Field Worker
10%	Clerical	\$36,065 per year 	Home Care Worker, Dental Assistant, Legal Assistant, Non-Profit Worker
19%	Technical	\$39,481 per year 	Researcher, Government Employee, Programmer, Accountant
12%	Managerial	\$45,592 per year 	HR Manager, Consultant, Insurance Firm Worker
9%	Administrative or Professional	\$49,610 per year 	Military Officer, Investment Banker, Department Manager, Registered Nurse



# V-HYS 2013

## Summary of 477 Interviews

David Guilbault, Cassandra Sullivan, Bonnie Leadbeater

### ALCOHOL & MARIJUANA



ON AVERAGE YOUNG ADULTS  
DRINK **ONCE** PER WEEK  
ON AVERAGE THEY USE MARIJUANA  
**ONCE** PER THREE MONTHS

#### ALCOHOL AND MARIJUANA USE IS DECREASING



### DRIVING

#### IN THE PAST THIRTY DAYS...



**27%** HAVE BEEN IN A CAR  
WHEN THE DRIVER WAS  
UNDER THE INFLUENCE OF  
MARIJUANA



**11%** HAVE BEEN IN A CAR  
WHILE THE DRIVER WAS  
INTOXICATED  
**7%** HAVE DRIVEN A CAR WHILE  
INTOXICATED THEMSELVES

### SEX



**50%** OF YOUNG ADULTS HAVE HAD **9** OR MORE  
SEXUAL PARTNERS IN THEIR LIVES

**9%** CURRENTLY HAVE  
CHILDREN OF THEIR OWN



MOST HAD **2** PARTNERS IN  
THE PAST YEAR




**69%** USE SOME FORM OF  
CONTRACEPTION

### SLEEP

#### SLEEP IS DECLINING

AVERAGE  
HOURS  
SLEPT



### HEALTH

#### MIND



**89%** REPORT MENTAL HEALTH  
AS BEING GOOD OR EXCELLENT



**52%** OF YOUNG ADULTS  
SOMETIMES FEEL  
DEPRESSED

#### BODY



**86%** ARE HAPPY WITH THE  
WAY THEY LOOK  
**61%** FEEL PROUD OF THEIR  
BODIES



**76%** INTERMITTENTLY EXERCISE  
3-4 TIMES A WEEK  
**76%** CONSIDER THEMSELVES  
STRONG AND HEALTHY