



### Helbing Laboratory eDNA Technical Bulletin

All eDNA tools are validated through a rigorous multi-step evaluation protocol that includes tests of DNA target specificity and amplification sensitivity<sup>1-3</sup>.

#### General eDNA Assay Information

Target Species: Coho Salmon (*Oncorhynchus kisutch*)  
Species Code: te-ONKI

eDNA qPCR Tool: eONKI4  
eDNA qPCR Format: TaqMan

Gene Target: MT-ND1  
Published in: 5

#### eDNA Assay Sensitivity Test Summary using gBlocks™ Synthetic DNA

LOD 0.3 95% CI 0.2-0.5 Copies/Rxn LOQ 1.1 95% CI 0.8-1.8 Copies/Rxn LOB 0 hits/8  
LOQ<sub>continuous</sub> 4 Copies/Rxn

Binomial-Poisson model for 8 technical replicates determined using eLowQuant R code<sup>4</sup>. When the LOQ < LOD, use the LOD for the LOQ. Enzyme: QIAcuity

#### eDNA Assay Specificity Test Information

Each qPCR reaction in the specificity assay contained 10 picograms of voucher target gDNA (n=25 technical replicates)

Species	Common Name ( <i>Species</i> )	Detection	# Voucher	
			Specimens	Sample Sources/Locations
am-LICA	American Bullfrog ( <i>Lithobates(Rana) catesbeiana</i> )	No	1	British Columbia
ma-HOSA	Human ( <i>Homo sapiens</i> )	No	1	Netherlands
te-ONCL	Cuttthroat Trout ( <i>Oncorhynchus clarkii</i> )	No	1	British Columbia
te-ONGO	Pink Salmon ( <i>Oncorhynchus gorbuscha</i> )	No	1	British Columbia
te-ONKE	Chum Salmon ( <i>Oncorhynchus keta</i> )	No	1	British Columbia
te-ONKI	Coho Salmon ( <i>Oncorhynchus kisutch</i> )	Yes	1	British Columbia
te-ONMY	Rainbow Trout ( <i>Oncorhynchus mykiss</i> )	No	1	British Columbia
te-ONNE	Sockeye Salmon ( <i>Oncorhynchus nerka</i> )	No	1	British Columbia
te-ONTS	Chinook Salmon ( <i>Oncorhynchus tshawytscha</i> )	No	1	British Columbia
te-THAR	Arctic Grayling ( <i>Thymallus arcticus</i> )	No	1	Alberta

#### References

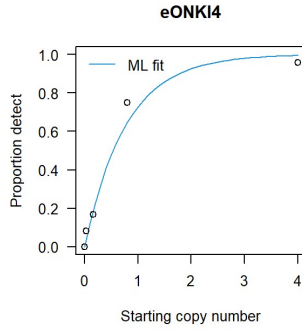
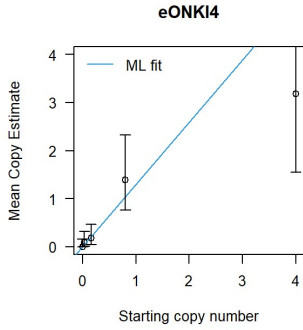
- Hobbs, J, Adams, IT, Round, JM, Goldberg, CS, Allison, MJ, Bergman, LC, Mirabzadeh, A, Allen, H, Helbing, CC (2020) Revising the range of Rocky Mountain tailed frog, *Ascaphus montanus*, in British Columbia, Canada, using environmental DNA methods. Environmental DNA. 2020; 2: 350-361. <https://doi.org/10.1002/edn3.82>
- Hobbs, J, Round, JM, Allison, MJ, Helbing, CC (2019) Expansion of the known distribution of the coastal tailed frog, *Ascaphus truei*, in British Columbia, Canada, using robust eDNA detection methods. PLOS ONE 14(3): e0213849. <https://doi.org/10.1371/journal.pone.0213849>
- Langlois, VS, Allison, MJ, Bergman, LC, To, TA, and Helbing, CC (2020) The need for robust qPCR-based eDNA detection assays in environmental monitoring and risk assessments. Environmental DNA, 3: 519-527. doi: 10.1002/edn3.164
- Lesperance, M, Allison, MJ, Bergman, LC, Hocking, MD, and Helbing, CC (2021) A statistical model for calibration and computation of detection and quantification limits for low copy number environmental DNA samples. Environmental DNA, 3: 970-981. DOI: 10.1002/edn3.220
- Hocking, MD, MacAdams, J, Sneiderman, RB, Allison, MJ, Bergman, LC, Koop, B, Starzomski, B, Lesperance, ML, and Helbing, CC (2022) Establishing the signal above the noise in field applications: Accounting for an environmental background in the detection and quantitation of salmonid eDNA. Fishes, 7: 266. doi: 10.3390/fishes7050266



eDNA Assay Sensitivity Test Details using gBlocks™ synthetic DNA

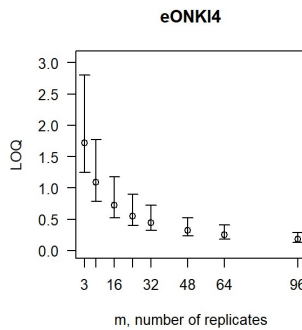
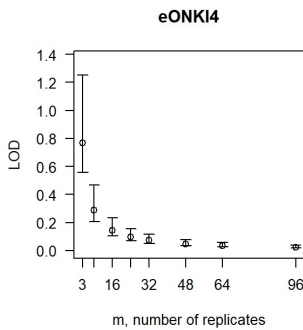
To calculate tables for different numbers of replicates, raw csv data files can be accessed here:  
<https://onlineacademiccommunity.uvic.ca/helbinglab/edna/>

From 8 Technical Replicates



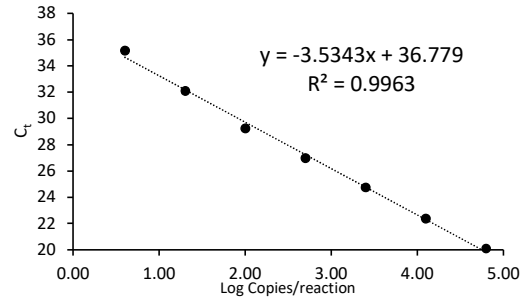
# Detects	# Copies	SE
0	0	0
1	0.10	0.10
2	0.22	0.16
3	0.36	0.22
4	0.53	0.29
5	0.76	0.38
6	1.10	0.52
7	1.60	0.79

Determined using eLowQuant R code<sup>4</sup>.



Binomial-Poisson model: No Intercept  
Determined using eLowQuant R code<sup>4</sup>.  
Based on a 2 µL DNA input in a total 15 µL reaction

Applied to reactions with 100% positive hits



Efficiency 92%

Field Sample Validation

Sample Type	Known		Detected	Location
	Presence	# Samples		
Water	Yes	6	Yes	Squamish, British Columbia
Water	No	6	Yes	Ts'il'łos Provincial Park, British Columbia

Abbreviations

95% CI	95% Confidence interval	LOQ	Limit of quantification
eDNA	Environmental DNA	MT-ND1	Mitochondrial NADH dehydrogenase subunit 1 gene
gDNA	Total genomic DNA extracted from voucher specimen	NTC	qPCR no template control
LOB	Limit of blank	qPCR	Quantitative real-time polymerase chain reaction
LOD	Limit of detection	SE	Standard error